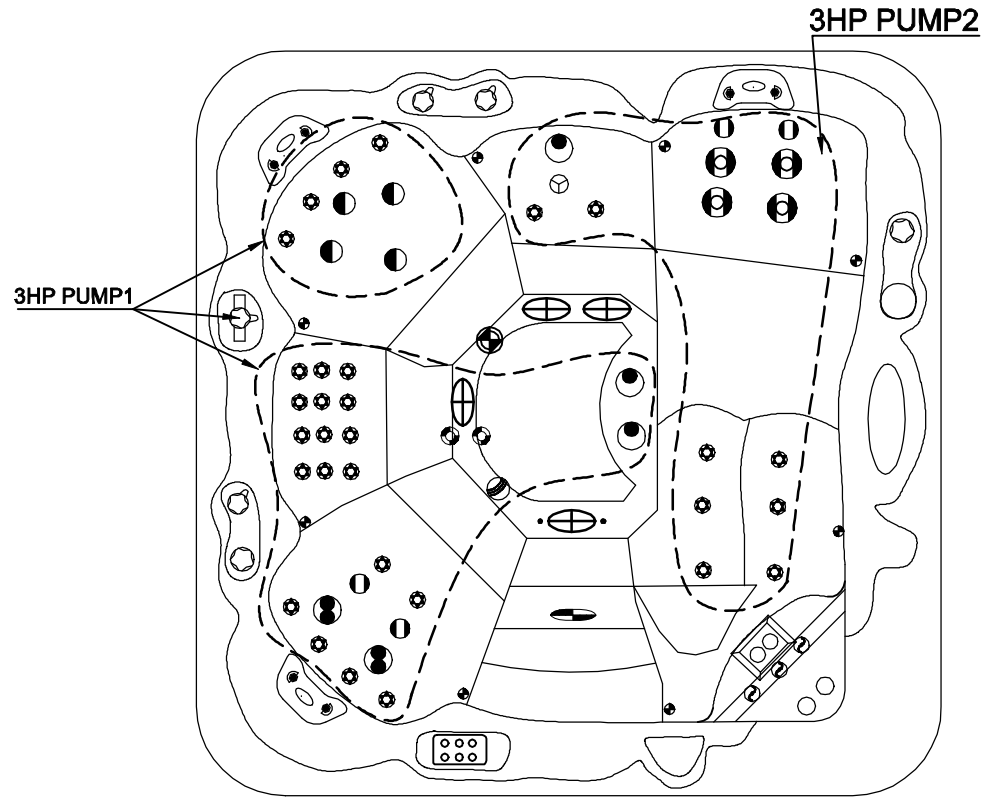




Model Name:S 5601

Therapy Assignment



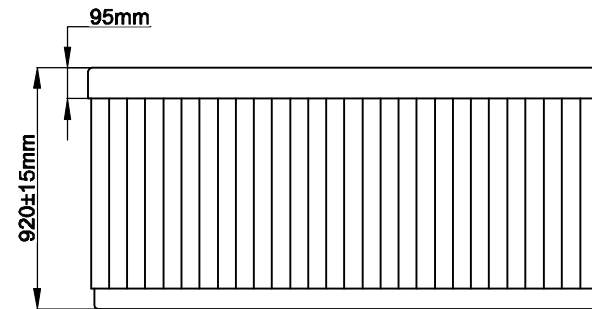
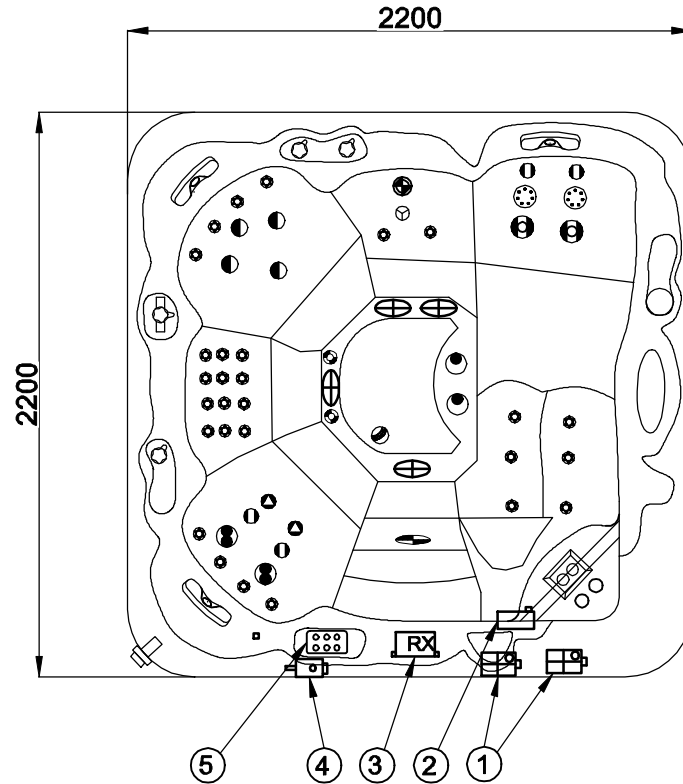
Notes: Due to manufacturing tolerances, there could be some minor differences between the actual spa and the drawing above. If site planning is critical to such tolerances, be sure to measure your actual spa. All specifications are subject to change without notice. Some components may be optional on your spa.

ZC.SL5601.0117 Edition:21/12/2017



Model Name:S 5601

Business plan



Notes: Due to manufacturing tolerances, there could be some minor differences between the actual spa and the drawing above. If site planning is critical to such tolerances, be sure to measure your actual spa. All specifications are subject to change without notice. Some components may be optional on your spa.

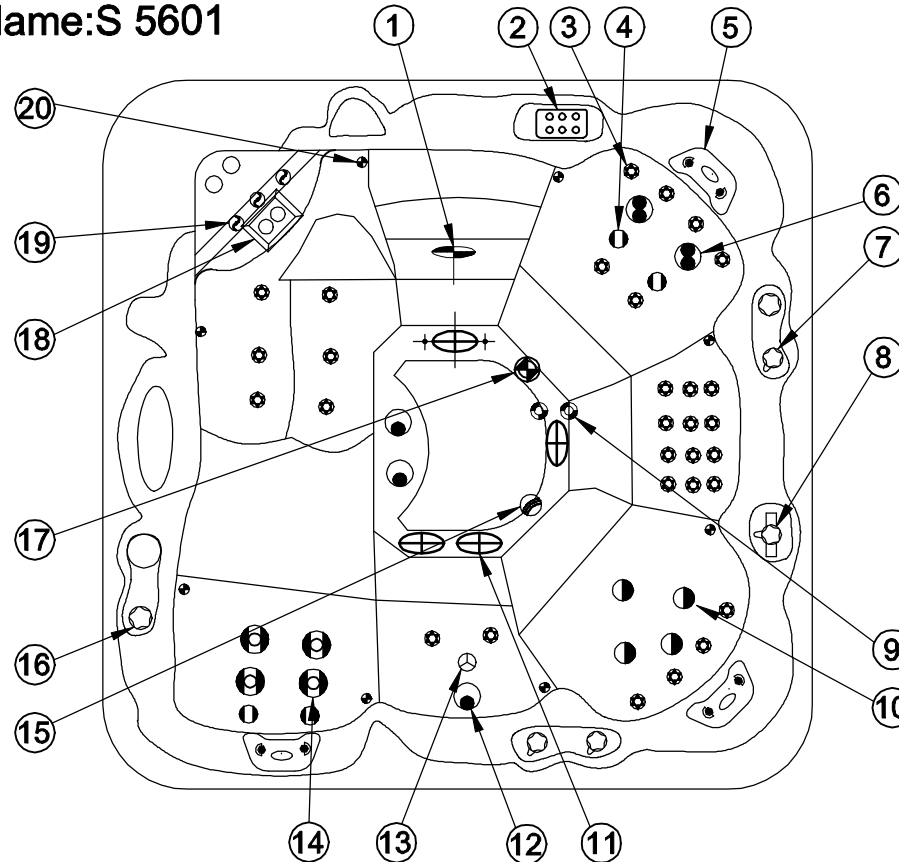
5		01.03.05.0198	MP10S Top Panel	1	pc
4		01.02.06.03.0007	0.35HP Circulation Pump	1	pc
3		01.03.05.0609	C-III Control Box(3KW Heater)	1	pc
2		01.03.05.0035	CP Ozone Generator	1	pc
1		01.03.05.0523	3HP Single Speed Pump	2	pcs
NO	ICON		DESCRIPTION	QTY	UNIT

ZC.SL5601.0117 Edition:21/12/2017



Model Name:S 5601

Fitting



20		01.03.03.0066	MINI Perimeter LED light	18	pcs	10		01.03.04.0247	3"Jet Single-Spin	4	pcs
19		01.02.06.08.0018	Roma fountain	3	pcs	9		01.03.03.0129	Ozone Injector	2	pcs
18		01.02.13.05.0069	Twin Cilinder Skimmer (carbon grey)	1	pc	8		01.03.04.0219	2"Water diverter valve	1	pc
17		01.03.04.0226	4"Jet internal-Directinal	1	pc	7		01.03.04.0217	1" Air Check Valve Assembly	3	pcs
16		01.03.04.0215	Waterfall Valve	2	pcs	6		01.03.04.0211	Jet Face - 4" - Twin Spin	2	pcs
15		01.03.04.0098	Star-Shape SS Bottom Drain	1	pc	5		01.03.03.0748	Butterfly Headrest	3	pcs
14		01.03.04.0214	5" Jet Internal-Twin pulse	4	pcs	4		01.03.04.0208	3"Jet Twin-Spin	4	pcs
13		01.03.04.0206	3"Jet internal-Directinal	1	pcs	3		01.03.04.0205	2" Jet Internal-Directional	30	pcs
12		01.03.04.0210	4"Jet internal-Single pulse	3	pcs	2		01.03.05.0439	Control Panels	1	pc
11		01.03.03.0228	2" Suction (full set) - SS face	4	pcs	1		01.03.03.0108	5" Light housing without Holder	1	pc
NO	ICON		DESCRIPTION	QTY	UNIT	NO	ICON		DESCRIPTION	QTY	UNIT

Notes: Due to manufacturing tolerances, there could be some minor differences between the actual spa and the drawing above. If site planning is critical to such tolerances, be sure to measure your actual spa. All specifications are subject to change without notice. Some components may be optional on your spa.